

New England Yearly Meeting Pooled Funds

Second Quarter | 6.30.2025

Investment Objective

The NEYM Pooled Funds is operated primarily to increase the value of the principal invested and, secondarily, to produce and distribute income and, through principal appreciation, increase the level of income distributed at a rate equal to or greater than the rate of inflation over the long term. The NEYM Pooled Funds invest in companies and entities that are consistent with Friends' testimonies.¹

Investment Strategy

The NEYM Pooled Funds' investments are managed in compliance with the fiduciary nature of the funds, with the primary goal of investing in high quality securities that offer diversification to minimize risk. Investments are chosen with a focus on long-term rather than short-term objectives. The NEYM Pooled Funds are invested in companies and entities² that are making a positive contribution to the world's need for goods and services that are produced in an environmentally sustainable and socially responsible manner. The Pooled Funds also avoid investments that are inconsistent with Friends' testimonies, including companies that depend upon war materials, alcoholic beverages, tobacco or gambling, and companies that conduct unfair employment practices or pollute the environment.

Performance

Inception Date 12/31/1995

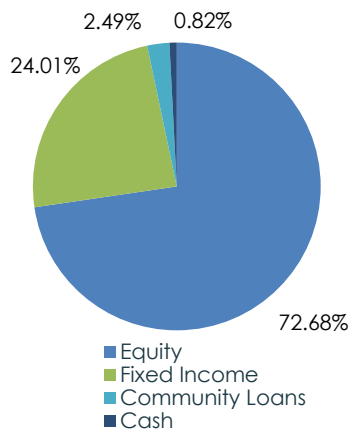
Fund	Year To Date	1 Month	3 Month	1 Year	3 Year	5 Year	10 Year	Since Inception
NEYM Pooled Funds*	3.30%	2.52%	6.06%	6.57%	8.62%*	5.93%*	6.63%*	6.94%*
Blended Benchmark**	5.30%	3.37%	7.14%	11.72%	13.07%	10.18%	8.97%	6.00%
Morningstar US Mod Tgt Alloc NR USD***	6.54%	3.33%	7.40%	12.16%	12.32%	8.98%	7.97%	n/a

* The de Burlo Group's performance is reported net of management fees. Additionally, historical information is provided by the fund manager and is not Global Investment Performance Standards (GIPS) verified.

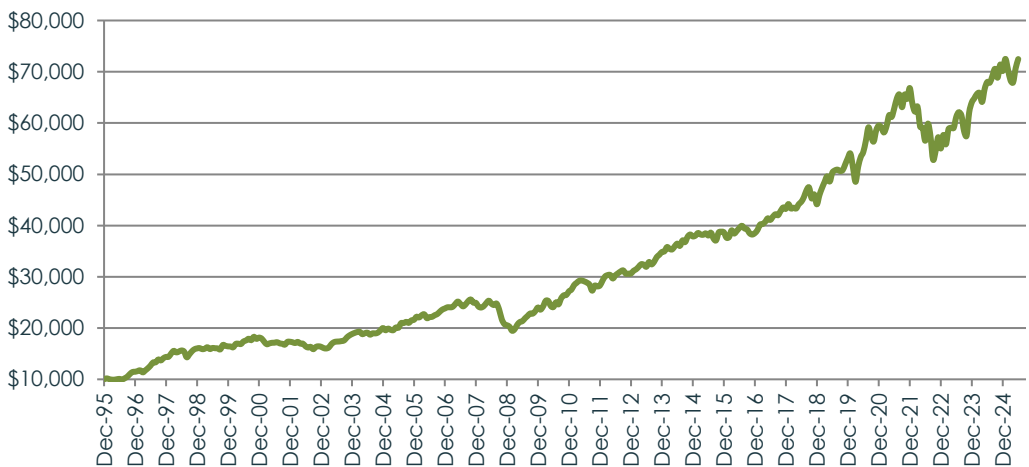
** The Blended Benchmark consists of 60% S&P 500 TR USD; 40% Bloomberg Agency 3-5 Yr TR USD. Additionally, the Blended Benchmark's performance is reported gross of fees.

*** The Morningstar US Mod TGT ALLOC NR USD is reported gross of fees.

Allocations



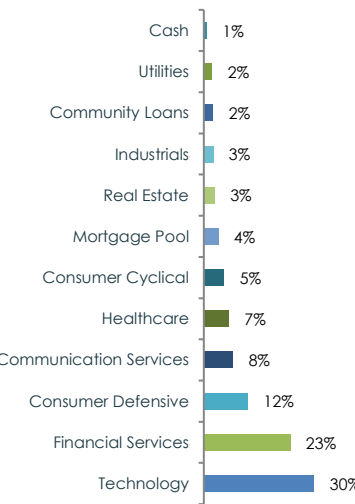
Cumulative Returns – Growth of \$10,000



Top Holdings

1. Autodesk Inc. Ord.	6%
2. Visa Inc. Ord.	5%
3. Alphabet Inc. Ord. CI A	4%
4. C&D Co Inc. Ord.	4%
5. Amazon.Com Inc. Ord.	4%

Portfolio Sectors



Disclosures

This fact sheet is for the purpose of information exchange. This is not a solicitation or offer to buy or sell any security. You must do your own due diligence before making any investment decisions. There is no guarantee of any specific profitable results. Past performance is not indicative of future returns. The performance data presented is net of all expenses. The risk of loss in trading securities can be substantial. Therefore, careful consideration should be made as to whether such trading is suitable for you in light of your financial condition. All information posted is believed to come from reliable sources. We do not warrant the accuracy or completeness of information made available and therefore will not be liable for any losses incurred.

Additional information about the NEYM Pooled Funds:

1. The de Burlo Group works together with the Board of Managers to conduct a joint review of all investments in the portfolio to ensure the portfolio adheres to Friends' testimonies, including avoiding investments in entities that engage in and profit from war materials, alcoholic beverages, tobacco or gambling, and entities that conduct unfair employment practices or pollute the environment. In addition, The de Burlo Group also works in conjunction with the Board of Managers to seek investments in companies that are dedicated to strong governance practices, positive corporate cultures, and companies focused on the transition to clean energy.
2. The NEYM Pooled Funds invests up to 3% of assets in Community Loan Funds. These types of fixed income securities are designed to benefit the communities in New England in which they are issued. The benchmarks do not invest in these types of securities.
3. The benchmark used to evaluate relative performance does not have similar restrictions and guidelines that have been implemented by the Board of Managers and by The de Burlo Group to manage the portfolio's assets.

Fees

Shareholder Fees

The Fund does not charge any fees directly against a participant's or beneficiary's investment, such as commissions, sales loads, sales charges, deferred sales charges, redemption fees, surrender charges, exchange fees, account fees, and purchase fees, which are not included in the total annual operating expenses of any designated investment alternative.

Annual Operating Expense

	Annual Percentage
Management Expenses**	0.65%
Shareholder Service Fee	0.00%
"Other" Expenses (underlying securities)*	0.19%
Administrative Expenses	0.00%
Total Annual Operating Expense	0.84%

The effect of the Fund's annual operating expense on \$1,000 is \$8.40

*Unitization Fee of \$4,998.00 per quarter

**The Management Expenses tiers as follows:

	Tier 1	Tier 2	Tier 3	Tier 4
	\$0-20 mil	\$20-50 mil	\$50-100 mil	\$100 mil+
Management Expenses	.65%	.60%	.50%	0.40%
Total Management Expenses	.65%	.60%	.50%	0.40%

Contact Information

For general inquiries or investment-related questions, please contact **The de Burlo Group** at (617) 482-0275.

For information on deposits, withdrawals, or distributions, please contact the Pooled Fund Treasurer at PooledFundsTreasurer@neym.org.